

FIRST COAST FLY FISHER

OCTOBER 2009

- Jon Cave Here Oct. 3
- Art Scheck Fly Tying
- FFF Conclave Oct. 23
- A Month in the West

photo by Woody Huband

W W W . F C F F . O R G



Jon Cave Day Oct. 3

Map w/ Directions on page 7

If you've been in the club awhile, you know we bring in some of the best talent in the world. Among those top tier talents is Jon Cave, from Olveida FL. Jon is an FCFE favorite.

We bring Jon when we can get him because he is simply one of the best casting instructors available. His knowledge of casting and all things fly fishing is dead on and got a great sense of humor. Come join us at M & M Dairy, Saturday, Oct. 3, 9 o'clock for this special day. As always, this is free to dues paid members. And lunch will be served. Sign up so we'll know how many for lunch.

Jon will tie his Cave Wobbler (the first super successful spoon fly), and he'll teach casting both short and long distances. In between, you'll get rigging, knots, and much much more.

Jon was instrumental in establishing the FFF casting certification program. He's got a masters in natural resources, emphases in Saltwater Fisheries. Jon has written three very well received and informative books.

FIRST COAST
FLY FISHERS
OFFICERS & BOARD

PRESIDENT
Rob Bernardo
rob@flyyaker.com

VP PROGRAMS
Woody Huband
whuband@yahoo.net

VP'S OUTINGS
David Lambert
Dick Michaelson
smartcasts@gmail.com

TREASURER
John Adams
adamsriverside@comcast.
net

SECRETARY
Seth Nerke
acnerke@hotmail.com

LIBRARIAN
Troy James
troywjames@aol.com

EDUCATION
Rich Santos
rslov2fish@comcast.net

MEMBERSHIP
Bart Isaac
redfishbum@comcast.net

AT LARGE
Rick Palazzini
palbro@comcast.net
Jasmin Mackic
jmackic@comcast.net

BANQUET
Jason Sheasley
pgflyfisher@gmail.com

NEWSLETTER
David Lambert, editor
smartcasts@gmail.com

Copyright 2009
First Coast Fly Fishers,
Jacksonville, FL.
Please Contact Editor for
Reproduction Permissions

PHOTOS

& Coming Attractions

Top Left and Right: Nice Rodman Reservoir crappie and bream by Ernie Mancil. Bottom Left: So Where's The Food? Asks Bart Isaac and Rob Benardo at September Outing. Bottom Right: Veteran Lee Hinrichs with outing catch.



In the Months to Come

Saturday, Oct. 3 - Jon Cave Day at M & M Dairy, Holstein Dr off New Berlin Rd. This is a free day of casting, tying, rigging and more with Jon Cave, perhaps one of the better-known world traveling fly fishers. Jon is a naturalist, top-shelf casting instructor, author, and proprietor of the oldest saltwater fly fishing school in the nation. He was instrumental in establishing the FFF casting instruction program. Starts around 9. Lunch and drinks will be provided. We need a head count for lunches. If you don't let us know, we can't have lunch for you. Rob Benardo, email rob@rubafish.com

Monday, Oct. 5 - FCFF Meeting. Casting at 6, meeting at 7. Program: Fly Fishing Knots for Tying and rigging with Dick Michaelson, Bart Isaac, Rob Benardo, and David Lambert. This is a great, fun hand-on get together. The club will supply all materials. Come learn knots like the Bimini, the Slim beauty, the non-Slip mono loop, line to leader knots, line to backing knots, and many more.

Monday, Nov. 2 - FCFF Meeting - Casting at 6 p.m., meeting at 7. Southpoint Marriott. Speaker to be announced.

Saturday, Nov. 7 - Outing at the Powerplants, Titusville. Come catch ladyfish, reds, snook, jack, trout, and more. Outing lead by Dick Michaelson and Donn McKinnon.

Monday, Dec. 7 - FCFF Meeting. Fly tying begins at 6, meeting at 7. Speaker: Capt. Tony Bozzella speaks on fishing the winter months for schooling reds in the Intracoastal. Tony's website is www.tonybozzella.com

Western States Tour Yields Fish, Friends & Some Serious Waters



by Ann Lott

Bill and I are now in Moab, Utah at Arches National Park. We have made the turn east and are on our way home. We plan to be there about Oct. 9. Bill wants to be in Alabama for opening deer season on Oct. 15!

Anyway, no more fishing on the way back, just pretty places and some Indian history!

Bill and I spent three days in Kodiak, Alaska with friends. We did a little fishing, the pinks were packed in the streams! We wanted Silvers, but it was a little early. Anyway, we got to know Kodiak very well. The friends had just sold a large sporting goods store last year, they knew everyone! We saw all the paved roads on Kodiak, and caught a few pinks. It was very nice.

We were picked up on August 23 in Kodiak by the owner of Raspberry Remote Lodge and taken by boat to Raspberry Island. The facilities were beautiful and the food was excellent. The weather was beautiful, most of the time. Very lucky for Alaska. We had 2

days of a Northeaster that stopped the fly fishing, but we were able to fish off shore on the other side of the island those days.

The owners, Birch and Tiffany Robinson, and their mother, Cilla, could not have been nicer or more accommodating. Raspberry Island is located just North of Kodiak Island and just South of Fognak Island. We were taken by the large boat, 36 footer to the streams we fished, then by a zodiac up the streams to the places we fished. Lots of wild life, whales, sea lions, seals, sea otters, eagles and evidence of lots of bears. Luckily, no bears up close, but they had been in the streams just before us. Half eaten salmon everywhere! We were about 2 weeks early for the silvers, and they weren't as numerous as Birch had wanted. We fly fished with Birch three days, and fished off shore with their guide, John, for two days. We saw and caught pinks too much, they got in the way! We caught our limit of Silvers to keep every day. Can't tell you how many pinks, silvers, and dollies were released! It was a bunch. There was not any boring time! I have attached a photo of



a dolly I caught.

The guides had fun with the catches too. There was also a cod that could have been a world record. I'll show it to you when we get home. All the silvers pictures were around the 10- to 12-pound size, all caught on 8- and 9-weight rods, and mostly with clousers and epoxy minnows. There were other people there fishing offshore for halibut, and trolling for silvers. The two days we were not able to get up in the streams, we went out with them.

There were five of us fishing and two guides on another very nice boat. The weather was rough, but we were able to catch lots of halibut, cod, silvers, and an octopus! We actually caught more silvers fly fishing than the other group did trolling. If we had wanted, we could have flown to see bears, or done most anything else we wanted. Kayaking and hiking to see other wild life was available. We had a great time and will be eating halibut and salmon for a while, maybe some will be left for the fish fry next year!

We would recommend the place to anyone, a great family place. We would probably go a couple weeks later to

catch the silver run a little better. We would not have had to go as far to find the fish then. We flew back to Seattle on the 29th. We then spent 10 days in the Washington State forest under Mount Adams primitive camping in our 5th wheel. We were Elk hunting with our son, there were 8 hunters and one cook, me! We actually hunted about 7 days and took two Elk cows archery hunting. Bill did not get an Elk by himself, but he and my son were the only ones who knew how to dress them, so he was very busy. I had a great time cooking!

Actually, we picked Blueberries, Blackberries, Peaches, and Huckleberries and the guys got lots of cobbles! It was fun and the scenery was beautiful. We could see Mt. Adams, Mt. St. Helen, and Mt. Rainer from where we were camping. Oh, yes, we also saw bears!

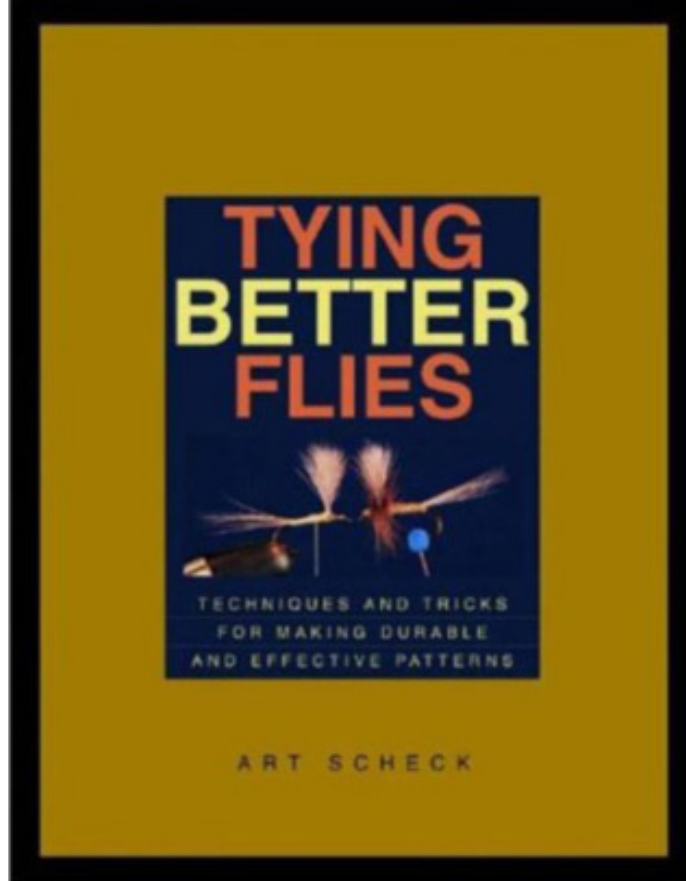
Back to fishing! On Sept. 14 we moved on to Maupin, Oregon. We had contacted an acquaintance of John's who guides in Bend, Oregon. His name is Damion Nurre and owns Deep Canyon Outfitters. When we called him, before we left Washington, he said we might hit the early run of Steelheads, if we fished in Maupin. We had fished for trout in Maupin a couple years ago, it is a very pretty place. Anyway, we met Damion and fished with him two days, and did get in the Steelhead run. Bill was very excited, he had not caught a Steelhead before! We fished the Deschutes River. You can not fish from a boat, and it

is a very rocky and rushing river. I did not fish, just watched. Bill found that it was quite technical and required some time to get the hang of it. There are not a lot of Steelhead holes and the lower part of the river, below the White River was messed up, so there were a lot guides and fishermen fighting for spots.

The first day Bill caught one and hooked but lost 3 Steelheads. The second day we took a boat up the river a little ways, then got out and walked up a railroad for 2 miles, in waders and boots in the high desert. We started 5:30am, before dawn! It was an amazing hole! Bill hooked 7 Steelhead, and landed 4.

This was mostly with an 8 weight spay rod, which we learned a lot about, one was caught with an 8 weight, one hand rod. A wet fly and a skater were used on the Spay Rod and the one other was caught with a nymph. After the long hike, and success, we called it a day. 🐟

Tying Flies The Art Scheck Way



review by Bruce Harang

Art Scheck, Countryman Press,
Woodstock, VT

173 pages, softbound, illustrated, color – \$27.95

This book is directed to teaching fly tyers how to tie better flies by providing techniques that improve durability and simplify tying procedures.

The author's description of this book in the introduction says it best: "My emphasis is on how to tie flies; on techniques, components, and little tricks that produce fake insects and ersatz minnows that act as you want them to and stay in one piece; on construction methods that solve problems and yield practical fishing lures.


For "better," then, you can read "practical, predictable, consistent, durable, and versatile." The book starts with a short chapter on tools and how to pick them so that the tyer does not have to overcome the deficiencies of the tools he uses.

The next chapter is an exceptionally lucid, practical, and compelling discussion of hooks, threads, and head cements. This chapter is one of the best of its kind in print today. The following twelve chapters are broken down into how to tie specific flies or styles

of flies which result in "better" flies. Each chapter starts with a general background about the fly or style of fly to be discussed. Next is detailed the various parts of the fly and what types of materials will produce the fly having desired characteristics. This is followed by a section of tying tips for realizing the desired fly. Finally, each chapter concludes with step-by-step tying instructions with superb photographs and lucid text.

This book is directed to practical and popular fish catching flies. Thus, it covers buggers, hair-wing streamers to represent minnows; muddlers; a general purpose nymph; wet flies, both classic and contemporary; classic dry flies, some with innovative new materials; parachute dry flies; a pair of hair-wing caddis flies; creative dry flies with added buoyancy built-in; tiny flies; Clouser's Deep Minnows; and weed less flies including bend-backs.

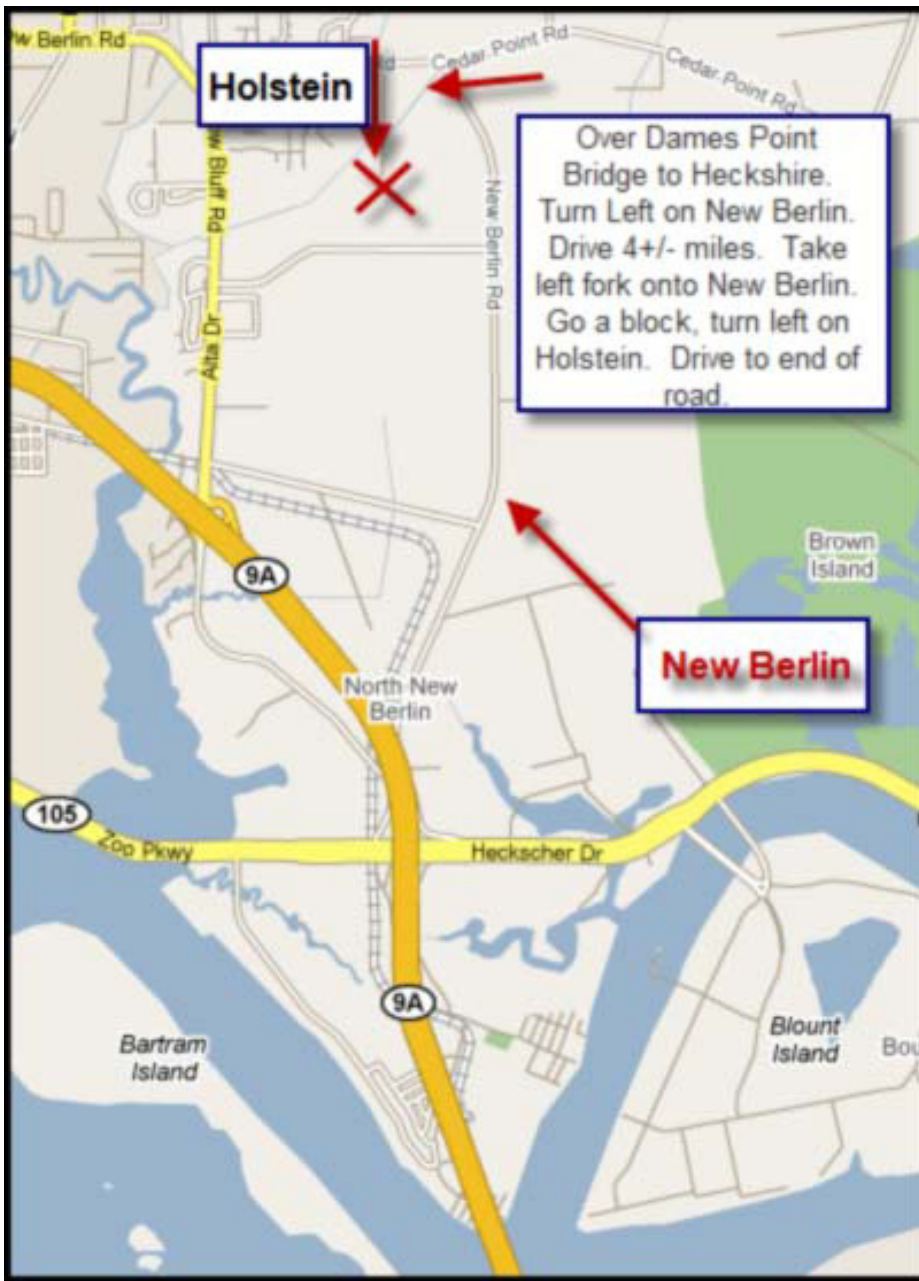
This book is extremely well written in an easy to read style that provides excellent instruction. It is complimented by superb photographs and first rate editing and layout.

If you are looking for a book to get you tying very productive patterns very well this is the book. This book makes a great addition to any fly tying library. 

Plenty of Action This Tailing Season

As former FCFE president Jason Sheasley will attest: The 2009 tailing season was very productive run. Long periods of high tides and cooperative, hungry fish gave fly anglers a plethora of tailing targets. As the season draws to a close, a couple more good days is the best we can hope for. Then, it's back to the creeks, ICW, and beach.

photo by Woody Hubbard



M & M Dairy Map

Join a whole bunch of us for Jon Cave Day at Doug and Teresa Moore's M & M Dairy off Holstein Road on the Northside.

The event begins at 9 o'clock on Saturday, Oct. 3. Bring your questions about rods, rod making, and rod action. Jon now works for Sage and has much background in rods and rod building.

Directions: Take 9A over the Dames Point Bridge. Exit right/east at Heckshire Dr. Go about a block to the light and turn left at New Berlin. Drive about 4 + miles to the 'Y' and head left, staying on New Berlin. One block down on left is Holstein. Drive to the end of the road and park.



photo of Woody Huband by Rich Santos



*Something good
is about to happen*

www.blackflyoutfitter.com



***FISH
HARD
FISH
WELL***

The Salty FEATHER

FFF Florida's Fly Fishing Show in Orlando October 23-24

Come Learn From Region's Best and Brightest -- All Programs Free



The Florida Council FFF invites you to join us at the Ramada Inn Resort in Celebration, Florida for a meeting of all Florida flyfishers. Join with other flyfishers to celebrate the wonderful fishing experiences of our beautiful state. Learn the latest techniques, the best places to fish, which flies to use and meet new like-minded friends.

You can see the best fly tyers in the country, cast with some of the best instructors in the world and hear all about fishing opportunities and locations. You will be able to hear seminars from the best flyfishing guides and celebrities statewide and receive instructions from FFF Master Certified Casting Instructors.

This is a social event so bring the whole family and all your friends. There will be a gathering for bar-b-que on Friday evening and a huge banquet on Saturday. You are all encouraged to attend.

Fly fishing, fly casting and fly tying demonstrations, presentations, programs and workshops by Jon Cave, Oscar Fileu, Tom Logan, Bill Bishop, Mark Sedotti, Mark Hatter, Dr. Rob Robbins, Joe Mahler, Mark and Alice Stevens, Ed Chamberlain, David Lambert, Dr. Aaron Adams

Displays of fly fishing products by manufacturers and retailers organized by Master Instructor David Olson

A 5 wt Combination Accuracy and Distance event hosted by the newly formed Sunshine State Casting www

- **Testing for FFF Certified Instructor and FFF Master Instructor candidates**
- **Fly Fishing Southwest Florida - A presentation by Certified Instructor Joe Mahler**
- **SmartCasts Casting Challenge Course**
- **Intermediate/Advanced Casting Clinic by Master Instructor Ed Chamberlain**
- **Basic Casting Instruction by Certified Instructor Mark and Alice Stevens**
- **Tarpon Fishing - A presentation by expert angler Bill Bishop, author of High Rollers , an experts perspective on tarpon.**
- **Photographing Fish - A presentation by noted photographer Mark Hatter**
- **Fly Fishing the Florida Keys - A presentation by Capt Richard Keating**
- **Florida Fisheries - A presentation by Dr. Rob Robbins, Univ of Florida Ichthyologist**
- **Freshwater Fishing & Kayaking Florida by outdoor writer Steve Gibson**
- **Mark your calendars, down load the registration form and mail it in now.**

To see more free programs, click here:
http://www.fff-florida.org/conclave_programs.htm

St. Johns River Guidebook Now Available!

*GET YOUR FEET WET – A guide to the St. Johns River
Begin your journey exploring your St. Johns River!*

Use your guidebook to:

- Explore parks and places along the river.
- Identify plants and animals that you encounter.
- Engage in fun outdoor games and activities.
- Learn about the ecology and history of the St. Johns.



stjohnsriverkeeper.org



Order Your Copy Now at www.stjohnsriverkeeper.org