



CHRONICLE

- FCFF 2024 Rendezvous presenting John Cave
- Surf Fly Fishing / Wyoming Fly Fishing with John Bottko
- Featured Fly Pattern – Firetiger Bendback by FCFF Rick Smith
- 2024 Programs & Outings
- 2024 Camp Weed Cleanup

March 2024


FCFF 2024 Rendezvous First Coast

www.fcff.org

First Coast Fishers



FCFF 2024 Rendezvous



Listen to Jon Cave presentation at FCFF 2024 Rendezvous

******Audio does not match up with slides******

[Jon Cave Presentation Part 1](#)

[Jon Cave Presentation Part 2](#)

FCFF March 4 Meeting - John Bottko

Surf Fly Fishing / Wyoming Fly Fishing

Listen to John Bottko's FCFF meeting presentation on Surf Fly Fishing.

[Surf Fly Fishing with John Bottko](#)

I've been taking friends to Wyoming every summer for the last ten years and I would love to have a couple of First Coast Fly Fishers join me on this year's adventure.

Imagine this:

Fly fishing in some of the most pristine backcountry waters, surrounded by breathtaking landscapes and the untamed beauty of Wyoming. Someone you might know; Capt. David Borries from Jacksonville will be with us.

We're not just talking about fishing; we're talking about a full-blown Wyoming experience. Picture yourself spotting moose, deer, bears, buffalo, and elk in their natural habitat. We'll be venturing into the backcountry on four-wheeling escapades, seeking out hidden treasures, and soaking in the wild beauty that Wyoming has to offer.

Our accommodations are as friendly as they are rustic, ensuring you get the true feel of the wilderness. The package includes everything you need for an incredible time – pick-up in Jackson Hole, Wyoming, the use of vehicles for our adventures, and cozy room and board.

Here's a quick rundown of what you can expect:

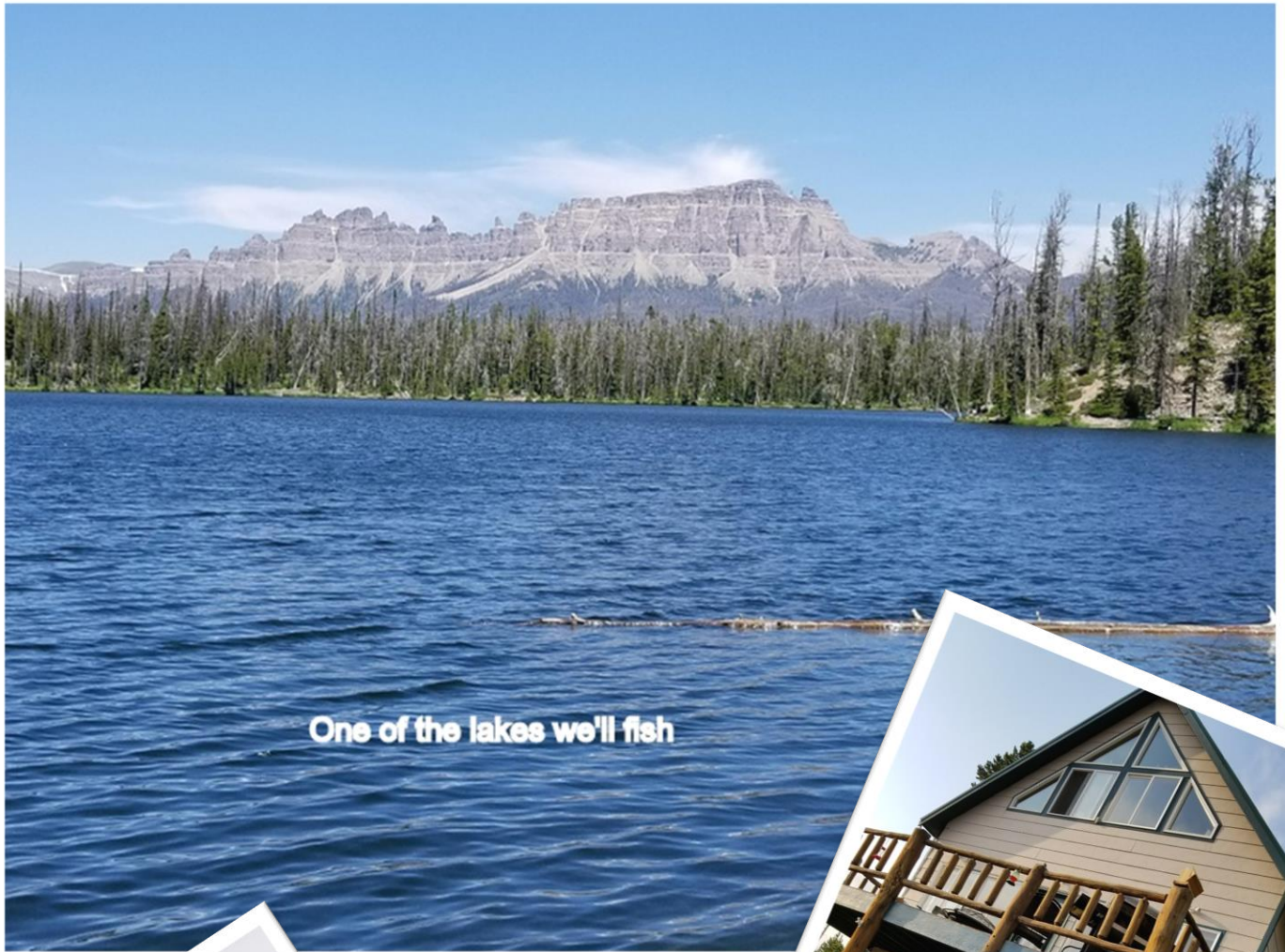
- **Fly Fishing Extravaganza:** Learn the art of fly fishing or perfect your technique with me by your side in some of Wyoming's most pristine fishing spots.
 - **Wildlife Encounters:** Get ready for up-close encounters with moose, deer, bears, buffalo, and elk. It's like a live National Geographic experience!
 - **Four-Wheeling Fun:** Explore the backcountry like never before with our off-road escapades, discovering hidden gems and scenic vistas.
 - **Friendly and Rustic Accommodations:** Our lodgings are not just places to rest; they're part of the adventure, offering a warm and inviting atmosphere.
 - **All-Inclusive Package:** From pick-up in Jackson Hole to room and board, everything is taken care of. All you need to do is show up and get ready for the adventure of a lifetime!
- I've poured my heart into crafting an experience that goes beyond just fly fishing. It's about immersing ourselves in the magic of Wyoming, forging unforgettable memories, and creating bonds that will last a lifetime. If you are interested in joining me please contact me at john@saltyfeather.com or text me at 904-757-5757

Tight lines and high fives,

Capt. John Bottko

From John Bottko former owner
of the Salty Feather Fly Shop

Wyoming Fly Fishing






One of the lakes we'll fish



Fine Brown from Indian Reservation



© Steve Petersen Photography



Firetiger Bendback



Origin: Chico Fernandez popularized this style of tying around 1970, adapted from patterns originally tied for southern largemouth bass as far back as the late 1800's (per Lefty Kreh). This fly imitates European perch (*Perca fluviatilis*) and juvenile butterfly peacock bass (*Cichla ocellaris*). It is used primarily for peacock bass, smallmouth, largemouth and Swanee bass in the Americas and for pike and large trout in Europe.

References:

Klausmeyer, David. *Tying Contemporary Saltwater Flies*. Woodstock, Vermont: The Countryman Press, W. W. Norton & Co. 2002, pg 21-25.

Craig Smothers, Proper Construction of a Bendback Fly

<https://www.youtube.com/watch?v=25oncoC1dWA>

From FCFF Member Rick Smith

Hook: standard streamer hook, size 6 to 2/0; bent Mustad S71SAP-TX (Mustad 34007) or specialty bendback hook such as the Umpqua XS435, Mustad C84BAP-TX or Tiemco 411S

Thread: 6/0 Uni thread, black

Underbody: (Optional) Lead-free wire, 0.020" to 0.035" diameter

Body: Flat diamond braid, silver or gold

Beard: Orange calf tail

Wing: Chartreuse bucktail, chartreuse krystal flash (midge size for hook sizes 2 and 4), brown or olive calf tail or bucktail; matched yellow grizzly hackles, one tied in on each side

Eyes: 1/8" to 3/16" silver or gold adhesive eyes

Adhesive: Zap-a-Gap, Loctite or equivalent; 5 minute epoxy or UV curing resin

Color variations:

1. Yellow bucktail and chartreuse grizzly hackle.
2. Red calf tail beard, white bucktail, pearl krystal flash, red calf tail or bucktail back and white or cream grizzly hackle.
3. Yellow calf tail beard, purple bucktail, purple or black krystal flash, black calf tail, bucktail or natural black bear fur over the purple bucktail, purple dyed grizzly hackles, red eyes.

Instructions:

1. Bend hook to bend back shape if needed.
2. Crush hook barb and sharpen hook if needed.
3. Place hook in vice point down.
4. (Optional) For a heavier weighted fly, wrap 10-15 turns lead-free wire from the offset bend towards hook bend. Catch in thread and tie down wire.
5. Lay thread base to hook bend.
6. Tie in flat braid at hook bend, coat thread with thin coat of adhesive and wrap braid with overlapping wraps over thread to offset bend. Tie off and trim excess.
7. Lay thread base onto offset bend to hook eye.
8. Tie small clump (about 1 matchstick diameter) of orange calf tail on offset bend portion of shank (opposite hook point side) to form the beard.
9. Reverse hook in vise hook point up.
10. Tie in sparse clump (about 2 matchstick diameters) of bucktail onto top of the offset bend portion of the shank. Bucktail should hide hook point and extend about 1 to 1-1/2 shank lengths beyond the hook bend.
11. Tie in 4-5 strands krystal flash lying atop the bucktail, extending about 1/8" past end of bucktail.
12. Tie in about 1 matchstick-sized clump of olive or brown calf tail or bucktail onto the offset bend portion of the shank over the krystal flash and bucktail, extending about 1/2 to 3/4 of the length of the bucktail.
13. Prepare grizzly hackle feathers. Tie in one hackle each side, shiny side out, to form a lateral line; hackle tip should be 1/8" to 1/4" short of the end of the bucktail.
14. Build a smoothly tapered thread head behind hook eye.
15. Whip finish.
16. Glue adhesive eyes onto tapered head. Position eyes directly opposite each other to ensure fly will ride upright and straight when stripped.
17. Using UV resin or 2-part 5 minute epoxy build a smooth, roundly tapered head that encases the eyes. If using UV resin two or more coats of thick-style UV resin may be required. Cure UV resin. If using epoxy slowly rotate the fly until the epoxy sets.

From FCFF Member Rick Smith

Programs & Outings 2024

FCFF Programs & Outings 2024



Meeting / Program		Outing	
Jan		Jan 28-29	Camp Weed
5-Feb	John Bottko - Wyoming Fly Fishing	17-Feb	No Outing
4-Mar	Salt Strong with David Haznet	9-Mar	Canceled for Rendezvous
1-Apr	Fishing the Fresh Water Rivers with David Lambert	Apr5-7	South Florida / Tamiami Trail
May		May 18-19	Camp Weed "over night"
Jun		8-Jun	Ocean Pond
Jul		20-Jul	Withlacoochee River (David Lambert)
Aug		10-Aug	Trout Creek
Sep		21-Sep	Palm Valley Low Tide (6.1) @ 2:13 PM
Oct		5-Oct	Cedar Point Flood Tide (5.3) @ 10:55am
Nov		9-Nov	Palm Valley Low Tide (1.1) @ 9:30 AM
2-Dec	Social	14-Dec	Cedar Point Low Tide (.3) @ 1:29 pm

FCFF 2024 Camp Weed Cleanup



A big shout out to our FCFF members that helped clean up at one of our favorite places to fish. Dick Michaelson, Howard Marshall, David and Annie Lambert, Richard Gragg, Richard Smith, Dennis Jammes, Chuck Gersbeck, Bob Hombuckle and Bud DeLaurier.