


First Coast Fly Fishers

August 2005

www.fcff.org

Jacksonville, FL



Sun Colors Over The Bridge of Lions, St. Augustine

photo by Rick Palazzini

MEETING & SPEAKER

Mon., Aug. 1, 7 p.m. at Southpoint Marriot. **Speaker: Capt. John Kumiski.** "Fishing the Banana River No-motor Zone." Author, writer, fly fishing fanatic John Kumiski loves his work. A former public school teacher, John quit the education system to pursue his passion -- fishing. Now he teaches us through his writings and charters. His slides are superb and his knowledge of the area is unparalleled. **Casting with Lambert & Michaelson -- 6.p.m.**

COMING EVENTS

Aug. 27 - Nassau (Back Country) - Find out about this new outing from Outings Chair, Mike Head.

Sept. 12 - FCFF Meeting. Annual guides Forum. Speakers: Capts. Randy Lanier, Tony Bozella, and Larry Miniard, John Bottko -- "Fishing Local Waters." It would take you years to learn as much about fishing this area as you can learn in this one meeting. Be there if you you like to fly fish the First Coast.

Sept. 18 - Cedar Point Redfish in the Grass - This is your opportunity to go after this area's favorite fly fishing sportfish - reds in the grass. Even if you don't hook-up, you'll learn this unique fishery. Sign up now. Boat space is limited.

Oct. 3 - FCFF Meeting -- "Fishing the Mosquito Lagoon." Speaker: Capt. Frank Catino -- Frank is one of the revered veteran fly fishing guides in Florida. He's also the Cortland rep. He knows as much about rod design, lines, and general fly fishing as any man in in the state.

DVD Review

TYING CLASSIC WET FLIES

by Don Bastian

Triple "L" Productions, Lambertville, MI, 2004

DVD, 1 hr. 52 mins.

suggested price \$19.95 USD

Reviewed by Bruce E Harang

Wet flies are as much a part of the history of fly-fishing as is bamboo rods and silk lines. And like the later two, wet flies are finally realizing a renewed popularity. One of the problems in tying these wonderful and productive flies is getting good instruction. The author has gone a long way in providing this much-needed information. Don Bastian grew up tying and fishing these old patterns. He has continued to tie them and has become so proficient at it that he was selected to tie about 200 wet flies for the book "Forgotten Flies".



The DVD opens with a short introduction to wet flies and the author by materials guru Chris Helm. This is followed by eight chapters, each covering the tying of a single pattern. The patterns tied are the Grey Hackle Peacock, Cahill, Yellow Sally, Rich Widow, Cupsuptic, Trout Fin, Parmachene Belle, and Professor. These chapters are followed by a chapter that reviews the previous eight chapters and a chapter on finishing

the heads using the method of the author. These eight patterns cover five of the seven possible types of bodies used on the classic wet flies. The missing two body types, chenille, and quill would be a great reason for the author to do a second DVD on these great flies.

Don shares not only the information on how to tie this style of fly, including materials preparation and tying procedures, he also shares hard earned tricks of the trade such as his method of attaching thread to the hook, and mounting tinsel to the hook. Here is an instructor that holds nothing back in assisting the viewer in tying this style of fly successfully.

The best part of this production may well be the enthusiasm that the author brings to the table. You can feel his passion for these flies, and after listening to him you want to rush to the tying bench and start tying yourself. You cannot help being excited about tying after watching even a single pattern being tied by the author.

Technically the production is well above average. The macro shots of the tying sequences are superb; well lighted, and in sharp focus. All of the camera work is outstanding. The sound is good overall. The use of a chapter menu is as it should be. One of the strengths of the DVD format over the old VHS tapes is the ability to jump from one section to another without the need to fast forward or reverse. This production capitalizes on this strength providing the viewer with an easy to use instructional volume.

This is a must have DVD for all fly tyers. It has great information on wet flies and lots of tips and tricks that will make every fly tyer a much better fly tyer. At \$19.95 for an hour and 52 minutes of top-notch instruction, this is also a great value.

OFFICERS AND DIRECTORS OF FIRST COAST FLY FISHERS

PRESIDENT

Chan Ritchie

880-6396h; 502-7600c

[critchie@watsonrealtycorp](mailto:critchiewatsonrealtycorp)

VP PROGRAMS

Joe Joseph

292-1376h; 633-5905w

jjosephs@fccj.edu

VP OUTINGS

Mike Head

388-8590h; 268-6888w

flytier326@aol.com

TREASURER

Sherrie Froehlich

904-460-0203h; 904-814-2892c

sfroehlich@bestnetpc.com

SECRETARY

Greg Durrance

904-268-6363h; 353-5697w

LIBRARIAN

Dick Clarke

396-5084h; 396-7072w

clarkowitz@aol.com

INFORMATION/EDUCATION

Jim McCully

904-261-2215h

arionm@aol.com

MEMBERSHIP

David Kudley

904-744-5818

kudley@bellsouth.net

AT LARGE

Scott Campbell

287-6886h; 260-9666w

sdcampbell@newyorklife.com

Dennis Dahlquist

(904) 886-9792

dennis@firedoorcorp.com

BANQUET

Homer Bliss

904-353-4064

hbliss@bellsouth.net


PAST PRESIDENT

George Durrance

904-241-5697

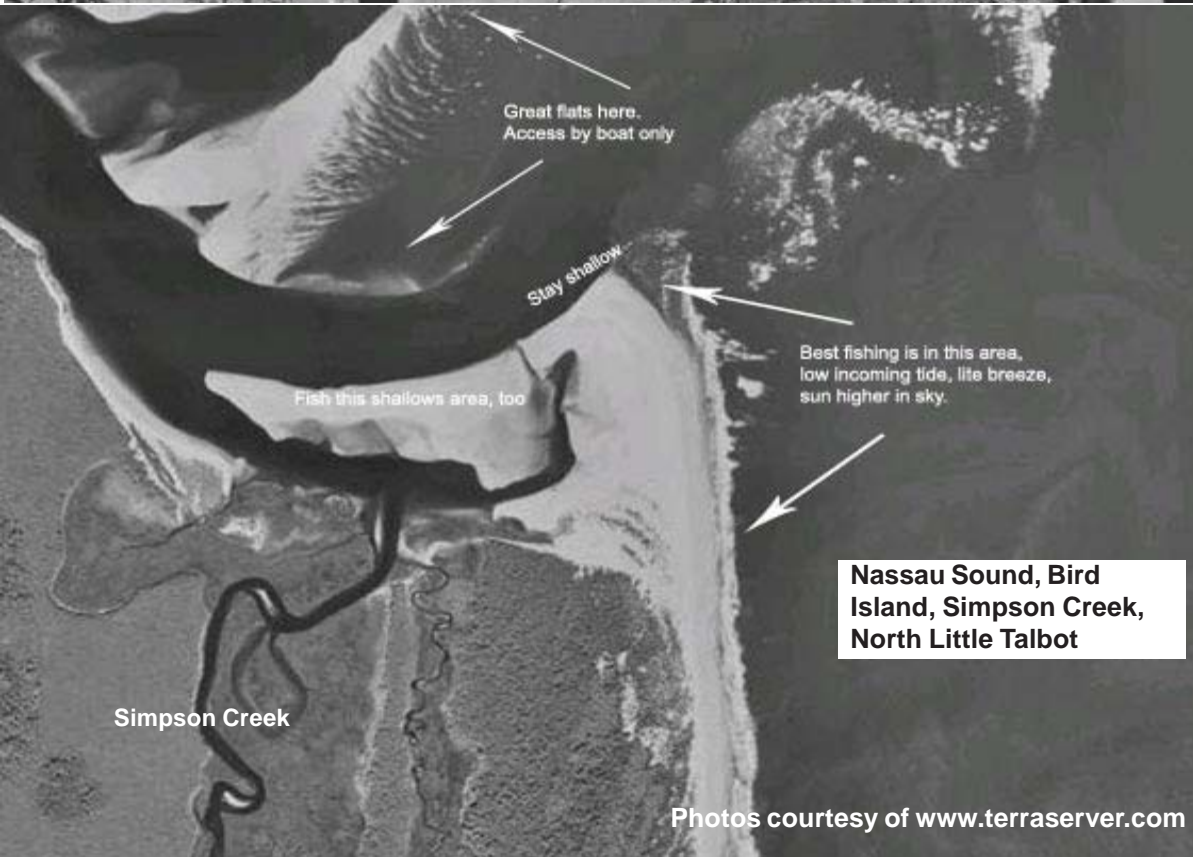
grdrbgay@bellsouth.com

**Cedar Point, Broward Creek,
Garden Creek, Ft. George**



Where You Want To Fish!

These photos are taken from the Terraserver website (see address below in photo). Each month we'll publish a north-to-south overhead view of our area -- for your fishing pleasure.



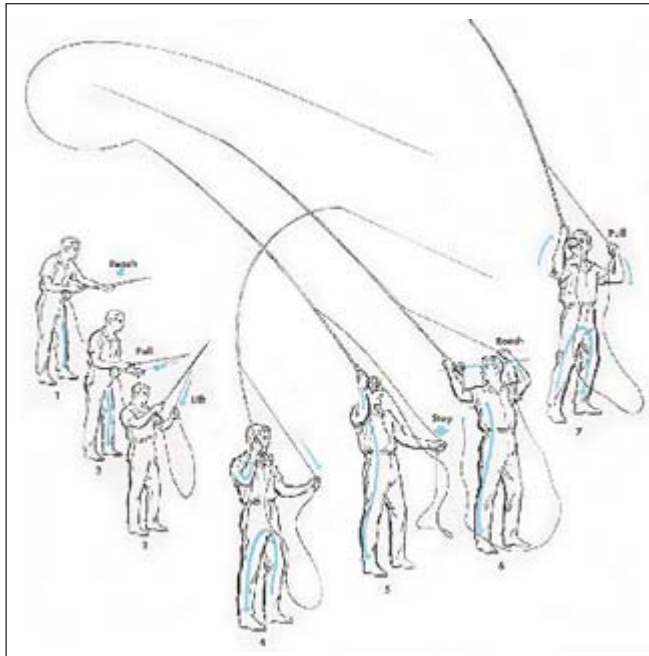
IMPROVING YOUR HAULS

by David Lambert

(Note Dick Michaelson and I will work with you on improving your hauling technique at the casting pond this this month, Aug 1. Come early, around 6 p.m.)

Three actions cause a fly rod to bend or flex during the casting stroke: 1.) the weight of the fly line pulls against the rod tip as it moves through the casting stroke; 2.) surface tension of the water grabs the line, providing resistance against the rod tip, thus bending it toward the fly line; or 3.) the caster pulls down on the line with the line hand. We call this third action a 'haul.'

During a casting stroke, when a caster stops the rod butt, the tip continues moving, straightening or unbending from the load acquired before the stop. In fact, straightening is the *only* thing a rod can do. As it straightens, the rod transfers energy to the flyline, which unrolls as energy moves through it. Ultimately, the 'energy' in a flyline dissipates and flips over the fly.



A deeply bent fly rod unbends from the rod butt through the mid-section, then from the tip. Conversely, a short, quick bend responds with a short, fast straightening. It's physics: For every action there is an equal and opposite reaction.

To these ends, fly fishers developed the 'haul,' a method of creating more rod bend during the casting stroke. (A double-haul is a single haul performed on both the back and forward casts.) In the haul, the caster creates additional rod bend by pulling down on the flyline with the line hand the haul, in a direction moving away from the reel.

Casters who haul correctly extend the length of their casts by many feet, but they also gain more control over their flyline and fly. Well-timed haul will help control the turnover rate of the loop. A quick haul forces the loop to turnover faster. That helps you cast more accurately.

Some disagreement exists in the casting world about when a haul begins. One school believes the haul begins and ends simultaneous to the speed-up-and-stop. Another school advises that the haul can be performed throughout the casting stroke, mirroring the speeds of the stroke itself. Both the stroke and the

haul begin slowly, then finish quickly.

Casting instructor Mel Krieger calls the hauling movement a 'down-up' movement. Keep the line hand close to the reel and move it in unison with the rod hand during the cast. Mel suggest that the haul is performed throughout the casting stroke, ending with a quick 'down-up motion.'

The rod responds by hyper-flexing, then straightening. In doing so, it breaks the friction of the rod guides (and it breaks the fly and leader loose from the water on the backcast).

Krieger suggests that casters new to hauling learn by pantomiming the hauling movement. Do this without a fly rod.

Here's how: Make an imaginary cast with your rod hand. As your rod hand moves through the casting stroke, move your line hand (left, for right handed anglers) at the same speed as the rod hand, except about 10 inches lower. As the rod hand begins the burst of acceleration that is the speed-up-and-stop motion, the line hand pulls the imaginary line quickly downward, then returns to its original position. This movement is very much like the bow movement of a violinist.

On the pantomimed forward cast, begin with a slow acceleration. Gradually get faster, then make your speed-up-and-stop motion. In this exercise, perform the mimed haul as you begin the speed-up-and-stop, and in the same violin-player movement as in the back cast. It stops at the exact time at the forward cast stops.

Fly fishing instructors agree that the haul is a valuable tool to use in nearly all phases of fly casting. However, a *good haul will not improve a lousy cast, or a lousy caster*. Veteran casting instructor Lefty Kreh suggests that far too often the double-haul simply allows the caster to throw his mistakes over a longer distance. The point is this: Learn to use the fly rod to put the fly where you want it. Use the haul to cover the distance quicker or to help gain accuracy or line control during windy situations.

A Grand Slam For Charlie Heston



Charlie Heston Displays One Third of His Grand Slam

FCFFer Charlie Heston, 83, has helped more club members catch their first redfish than anyone in the club, possibly more than anyone else in the city. Two weeks ago it was Charlie's turn on the casting deck. Fishing with friend Capt. John Bottko, Charlie caught a local slam on the fly rod -- 2 24-inch redfish, a 20-inch seatrout, and a 2-pound flounder. Very few local fly fishers can make that claim. That Charlie managed it while undergoing treatment for pancreatic and skin cancers is downright remarkable.

"Charlie took them all a black Clouser minnow," said Bottko, who took Charlie fishing for the day. Bottko spotted fish and Charlie made his first casts since his illness was diagnosed last November. Soon he was hooked up.

"We had an outstanding day," Charlie told Joe Julavits of the Times-Union. "I got tired later on and couldn't cast worth a darn . . . I don't have much strength, but I still have the desire."

Way-to-go, Charlie. You're an inspiration for all of us.



photos: David Kudley (L); Dick Michaelson

Kevin Fenn, (L), of Everglades Canoe Company Spoke to The Club in July. Kitty Michaelson Caught This Fine Red In Mid Month.

SUPPORT YOUR FCFF GUIDES & INSTRUCTORS

Capt David Borries,
708-8915; captdavidborries@aol.com

Capt John Bottko
645-8998; feather2@ix.netcom.com

**Master Fly Casting Instructor
David Lambert**
d.lambert@onwatermedia.com
241-4163

Kayak Guide Brian McGowan
904/645-8998
feather2@ix.netcom.net

Capt. Mike McQuiston
(904) 826-3735
topandtobe@aol.com

Capt. Larry Miniard
285-7003
captlmin@bellsouth.net

Capt Doug Moore
757-3323; 545-0602 Cell
mmdairy@aol.com

Tying Instr. Don Reed
donreed@saltwaterflytyers.com
904/535-6929

Salty Feather

ST JOHNS BLUFF RD, JACKSONVILLE,
FL 904-645-8998
WWW.SALTYFEATHER.COM

Avid Angler

2101 N Ponce de Leon Ave
St. Augustine, FL 32084
904-824-8322



Spoonbills In The Marsh Muck

This month's backpage photos were taken by Dick Michaelson in July, fishing in the Clapboard Creek area. The influx of roseate spoonbills has increase dramatically in the past two decades. The bird prefers warm, tropical climates.

First Coast Fly Fishers

**P.O. Box 16260,
Jacksonville, FL
32245-6260**

First Coast Fly Fisher is a copyrighted monthly publication of the First Coast FLY Fishers, Jacksonville, FL. All rights reserved. Contact David Lambert at OnWater Media to Contribute or Inquire, 904/241-4163