

# First Coast Fly Fisher

May 2005

www.fcff.org

Jacksonville, FL



## Mosquito Lagoon Trout

Photo by Rick Palazzini

### MEETING & SPEAKER

**Mon., May 2, 7 p.m.** at Southpoint Marriot. **Speaker: Capt. Marcia Foosaner**  
**Topic:** Fishing Port St. Lucie area. Marcia is a perennial favorite and provides lots of info for the upcoming St. Lucie outing. **Casting w/ David Lambert and Dick Michaelson** at 6 p.m.

### COMING EVENTS

**May 21 - St Johns River bass and bream** - John Adams and Bill Lott host this great outing on the St Johns river. More info at May meeting.

**June 2 - 4 -- Federation of Fly Fishers SE Conclave in Callaway Gardens, GA** -- If you love

to flyfish in the south, this is the event for you. All the best casters and tyers in the regions will show you how to better your game. Lots of commercial exhibitors, too. Most of the programs are free. Go to their site, [www.fffsec.org](http://www.fffsec.org)

**June 10-12 - Port St Lucie Snook** - Another great trip. We will spend the weekend with Capt. Marsha Foosaner. Reservations must be made early at the Caribbean Shores. Their phone number is (772) 334-4759. They fill up early so call NOW.

**Note Date Change July 9 & 10 -- Tomoka State Park** near Ormond Beach. Fish the Tomoka River for Redfish, Snook and Trout


**August 27 - Nassau (Back Country)** - Find out about this new outing from Outings Chair, Mike Head.

**September 18 - Cedar Point Redfish in the Grass** - This is your opportunity to go after this area's favorite fly fishing sportfish - reds in the grass. Even if you don't hook-up, you learn about this exceptional fishery. Sign up now. Boat space is limited

# Chico's 'Fly-Fishing for Bonefish'

Author: Chico Fernandez,  
Stackpole Books, Mechanicsburg, PA  
- 192 pages, hardbound, illustrated,  
color and B&W, Suggested price  
\$49.95

Chico Fernandez is one of those rare individuals that can transfer knowledge to almost anyone with ease and grace.



Everyone seems to "get" what Chico has to say. This book is no exception to the author's ability to pass knowledge on to others.

Here is a complete course in being successful at the game of bonefish fly-fishing. Without a doubt anyone who takes the information in this book to heart will have the opportunity to catch bonefish, and even catch big bonefish.

The first four chapters are the work of Aaron J. Adams, Ph.D. and encompass the biology of the bonefish, his habitat, and his food sources. All of this information is written in an easy to read and easy to comprehend style that encourages the reader to learn this important information about bonefish, where to find them and why.

The author then teaches you the equipment you need and why you need it. This includes the obvious equipment like rods and reels and just as importantly, the not so obvious items such as leaders, other gear to make the trip successful, such as a bandana, camera, tackle bag, wading bag, and

airline carry-on bag, and how to rig your gear so you have little to no chance of equipment failure. Most importantly he teaches you what to do with the equipment and how to achieve the level of competence you need to succeed. He then teaches you how to hunt for bonefish.

Next he teaches you how to prepare to fish, approach and cast to the bonefish, how to retrieve a given fly design, hook the fish and fight the fish successfully.

Finally, he teaches the reader how to land and release the bonefish, including how to handle photographing your catch.

There is also excellent information on fly-fishing for the other fish you are likely to encounter on a bonefish flat such as permit and barracuda.

No matter the conditions, you are prepared to have a wonderful trip fly-fishing on tropical flats. The next to last two sections of the book deals with the critical topic of how to travel with your fly-fishing gear so you arrive ready to fish and with the proper gear in the proper condition.

Finally the book finishes with an impassioned request to give back to the bonefish flats the protection they and the bonefish need for future generations to enjoy.

If you are a beginner bonefish fly fisher or someone that is planning on a bonefish trip this is the best information you can possibly have at your disposal.

If you are already fishing for bonefish, this book will make you much better at it.

No matter your bonefish fishing skill level, this is a must have book. In addition, this book is beautifully illustrated with color photographs by Chico and others and fantastic watercolor images of bonefish flats and bonefish fishing by Millard Wells. These images are so beautiful the book is almost a coffee table book that incidentally teaches. Clearly, this volume is the benchmark for bonefish fishing books for years to come. -

December 2004 Club Wire FFF

## OFFICERS AND DIRECTORS OF FIRST COAST FLY FISHERS

### PRESIDENT

Chan Ritchie

880-6396h; 502-7600c

[critchie@watsonrealtycorp](mailto:critchie@watsonrealtycorp)

### VP PROGRAMS

Joe Joseph

292-1376h; 633-5905w

[jjosephs@fccj.edu](mailto:jjosephs@fccj.edu)

### VP OUTINGS

Mike Head

388-8590h; 268-6888w

[flytier326@aol.com](mailto:flytier326@aol.com)

### TREASURER

Sherrie Froehlich

904-460-0203h; 904-814-2892c

[sfroehlich@bestnetpc.com](mailto:sfroehlich@bestnetpc.com)

### SECRETARY

Greg Durrance

904-268-6363h; 353-5697w

### LIBRARIAN

Dick Clarke

396-5084h; 396-7072w

[clarkowitz@aol.com](mailto:clarkowitz@aol.com)

### INFORMATION/EDUCATION

Jim McCully

904-261-2215h

[arionm@aol.com](mailto:arionm@aol.com)

### MEMBERSHIP

David Kudley

904-744-5818

[kudley@bellsouth.net](mailto:kudley@bellsouth.net)

### AT LARGE

Scott Campbell

287-6886h; 260-9666w

[sdcampbell@newyorklife.com](mailto:sdcampbell@newyorklife.com)

Dennis Dahlquist

(904) 886-9792

[dennis@firedoorcorp.com](mailto:dennis@firedoorcorp.com)

### BANQUET

Homer Bliss

904-353-4064

[hbliss@bellsouth.net](mailto:hbliss@bellsouth.net)


### PAST PRESIDENT

George Durrance

904-241-5697

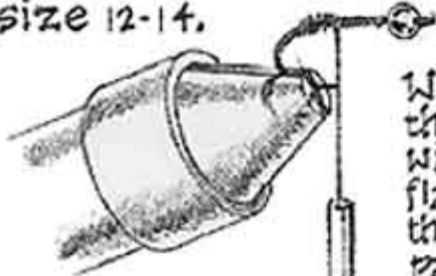
[grdrbgay@bellsouth.com](mailto:grdrbgay@bellsouth.com)

# Red Butt Chironomid



Here is a variation of a nymph developed by Brian Chan. Red pattern chironomids seem to work best in the Fall-tie some now so you'll be ready.

Start by slipping a silver bead on to a Tiemco TMC 2312 hook, size 12-14.



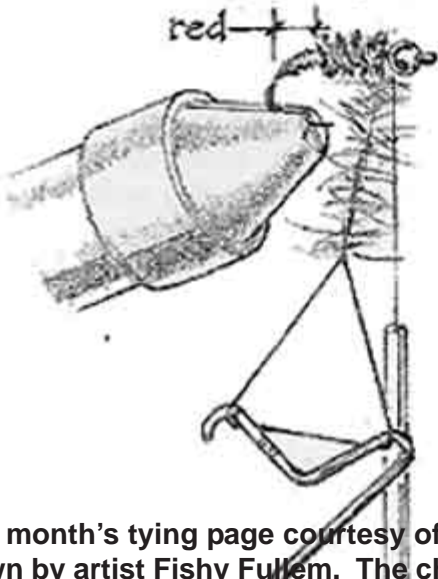
Return the thread winds to form the red butt.

Wrap the shank with red, flat waxed thread just past the bend.



Next, tie in fine silver oval tinsel for ribbing.

The body is pheasant tail fibers, picric acid dyed, natural or dark. Make first wrap behind the ribbing and wrap short of the bead. Counter wrap the ribbing four turns and tie off. Tie off and cut the red thread. Finish the fly with white G/O thread. Form a dubbing loop to create gills. The dubbing is white Australian opossum. Wrap the gills behind the bead, whip finish.



  
Actual Size

Kevin  
Cohenour's  
Fly Tyer's  
Corner

This month's tying page courtesy of the FFF Clubwire. It was drawn by artist Fishy Fullem. The chironomid is a trout nymph that doubles as a bass-and-bream-on-bed fly. Give it a try at your local bass lake.

# Learn Casting Faster with A Practice Partner

by Dave Engerbretson

*(Ed Note: Dave Engerbretson is known for his superb casting and casting instruction. Articles appear in Fly Fisherman, Field & Stream, Sports Afield, and Backpacking Journal. His book Tight Lines, Bright Water (Solstice Press, 1986) is a collection of essays on how-to and where-to on fly fishing.)*

Flycasting is best taught with a small teacher-student ratio, and a class of one to six students is ideal for a single instructor. However, things are rarely ideal, and I regularly find myself teaching twenty-five students in my university class. In one extreme case, I was faced with forty students and I had no help!

My normal procedure, whatever

the class size, is to bring the group together to explain and demonstrate the next skill. In explaining the skill, I



will stress two or three key points critical to its success. The students then return to their casting positions to practice the skill, while I move among them making appropriate comments and suggestions. When the class is large, however, I find it very helpful to have each student choose a partner and practice in pairs. One

student is the caster while the other becomes the coach. Even though the coach may not be an experienced caster, he or she can watch the partner to see if the key points of the cast are being accomplished, and offer suggestions if they are not.

While teaching the single haul, for example, I may holler out to the group, "Now, be sure that the haul is put into the backcast just as the short power stroke is applied with the casting hand." And all of the coaches concentrate on watching that key point and correcting the caster, if necessary.

Then the partners switch and the caster becomes the coach. When all have practiced that key point, I may say, "O.K., now concentrate on making the haul a short, crisp downward tug on the line, not just a long, slow pull." And, again, the partners coach each other, paying particular attention to the new key point of the skill. Of course, all during this time I move around the group giving individual instruction.

I find that having students pair up is beneficial to both the caster and the coach. While the casters are practicing the actual skill and receiving individual help, the coaches are reinforcing the techniques in their minds and are getting valuable mental practice. The entire learning process is enhanced, and the potential handicap of a large class can be turned into a positive factor.



## Fed Fly Fishers South Eastern Conclave June 3-4 in Callaway Gardens, GA

The 2005 Conclave and Fly Show is the premier event of the Southeastern Council Federation of Fly Fishers. This year the Conclave will be held in Callaway Gardens, Pine Mountain, GA.

The event hosts dozens of regional fly tyers and -- the cream of the crop, plus the best casting instructors in the nation. Also on hand, commercial flyfishing exhibits, raffles, and numerous programs designed to help you become better fly fishers.

The Red Stick Fly Fishers of Baton Rouge hold a genuine Louisiana cuisine dinner for all participants, guest speakers, and exhibitors. Friday and Saturday features casting and fly tying programs in addition to the on-going fly tying sessions with the areas best tyers.

Saturday night, auctioneer Johnny Chambness entertains and with humor as he hosts the banquet auction.

FCFFers slated to attend are casting instructor David Lambert and tying instructors Don Reed or Saltwater Flytyers.com and Kevin Cohenour of KLC Flies. Lambert and Cohenour are the Youth Chairs for the FFF-SEC.

For more information, go to the the FFF-Sec webpage, [www.fffsec.org](http://www.fffsec.org).



Capt. Marcia Foosaner Chats With FCFers About The Next Fishing Day In Port St. Lucie. See Article Below

## Lott/Adams Annual St. Johns River Bass/Bream Outing: Great Hosts, Exceptional Food, Fly Fishing, and Family Fun

New to the club and want to get to know some of the great people who are our members? Or, do you just want to catch some fine fish and eat some exceptional lunch? Either way, come to the Annual Adams/Lott *St Johns River Bass and Bream* outing **Saturday, May 21**, for great camaraderie, top-shelf cuisine food, and lots of fishing and friends.

In previous years members have fished the mornings, lunched long and hard, then fished afternoons before returning to the boat ramps to load up for the ride home.

Last year's best-producing fly was a brown Gurgler variation tied by St. Johns River resident John Adams. Ask nicely and he may have a few extra at the May meeting -- or we may entice him to bring his tying stuff and show you how to tie it before the meeting. How 'bout it John?

This is a truly special event. Please let Bill or Ann Lott know that you plan to attend so they can get a head count for food.

### Port St. Lucie Snook Outing is Great Fishing: Capt. Marcia Foosaner Guides Club To Snook

For several years FCFers have made an yearly trek to Port St. Lucie to fish for snook with Capt. Marcia Foosaner. The trip nearly always fills up early because it's such a good time. If you'd like to make the trip down, contact Mike Head. He's lining up the boaters and boatless. And, don't forget to call ahead for reservations. We generally cook out at the motel, so fill a cooler or buy goodies when there. Caribbean Shores Motel (772) 334-4759.

## SUPPORT YOUR FCFF GUIDES & INSTRUCTORS

**Capt David Borries,**  
708-8915; captdavidborries@aol.com

**Capt John Bottko**  
645-8998; feather2@ix.netcom.com

**Master Fly Casting Instructor  
David Lambert**  
d.lambert@onwatermedia.com  
241-4163

**Kayak Guide Brian McGowan**  
904/645-8998  
feather2@ix.netcom.net

**Capt. Mike McQuiston**  
(904) 826-3735  
topandtobe@aol.com

**Capt. Larry Miniard**  
285-7003  
captlmin@bellsouth.net

**Capt Doug Moore**  
757-3323; 545-0602 Cell  
mmdairy@aol.com

**Tying Instr. Don Reed**  
donreed@saltwaterflytyers.com  
904/535-6929

**Capt. Russell Tharin**  
**Master Casting Instructor**  
904-491-4799 h; 825-7982, cell  
captrt@bellsouth.net

### Salty Feather

ST JOHNS BLUFF RD, JACKSONVILLE,  
FL 904-645-8998  
WWW.SALTYFEATHER.COM

### Avid Angler

2101 N Ponce de Leon Ave  
St. Augustine, FL 32084  
904-824-8322



**Sunrise and Shrimpboat**

photo by David Lambert

**For Sale** 12 ft. **Indian River Square Back Canoe.** It is a wide flat bottom tunnel hull design. Titled to accomodate small motor. \$300. No accessories. Call Dick Michaelson, 641-1903, 631-8091

**16' Square tail Mohawk Canoe.** New Trailer with buddy bearings. Comes with 1996 Evinrude 4HP motor and fuel cell. Spring Creek out riggers, oars and anchor rig. Customized for ease of use and maintinence. Comes with custom canvas cover. Asking \$1800. Call Don Reed, Saltwater Flytyers.com, 536-6929.

## **First Coast Fly Fishers**

**P.O. Box 16260,  
Jacksonville, FL  
32245-6260**

First Coast Fly Fisher is a copyrighted monthly publication of the First Coast FLY Fishers, Jacksonville, FL. All rights reserved. Contact David Lambert at OnWater Media to Contribute or Inquire, 904/241-4163