


First Coast Fly Fisher

April 2007

www.fcff.org

Jacksonville, FL



Don Reed Fishes Out of Unicoi Outfitters,
Helen, Georgia, Last Week

Jon Cave Day, Sat. April 14 M & M Dairy

Come join your fellow FCFFers for our annual Jon Cave Day, Saturday, Apr, 14 at M & M Dairy. This is an opportunity to learn from one of the very best saltwater anglers around -- a free casting, tying, and rigging workshop.

Jon Cave was instrumental in creating the the Federation of Fly Fishers Casting Certification board and was the first saltwater flyfishing director. He operates the longest running saltwater fly fishing school in the world and is widely recognized for his fly rigging and fly tying innovations. He is also a recognizable fly fishers throughout the world and spends many days in exptioc venues.

The club will provide lunch and beverages. Event starts at 9:30. Contact David Lambert to sign up dlambert@onwatermedia.com.

MEETING & SPEAKER

Monday, April 2 FCFF meeting. Speaker: Capt. Warren Hinrichs. Casting at 6. Board meets at 6. Meeting at 7. Warren's a local long-time member of FCFF who's gone on to win the prestigious Dell Brown Permit Tourney in Islamorado. He will talk about fishing Jacksonville, Mosquito Lagoon, and the Keys.

COMING EVENTS

Saturday, April 14 -- Jon Cave Casting Day -- Come join us for our annual Jon Cave Day. 9:30 - 4 at M 7 M Dairy. Mark your calendar. Jon is one of the world's great casting/tying instructors and a great guy -- one of the fathers of FL saltwater fly fishing. The club will provide food. Clinic is free. Please sign up dlambert@onwatermedia.com

April TBA Phosphate Pit Bass-White Springs (TBD)

Sunday, May 6 -- Come spend with fly tying great DL Goddard. M & M Dairy. More info at March meeting

May 19 St Johns River bass & bream @ Lott's house (5/19/2007)

May TBA Roanoke River NC stripers with Bud Larsen

Newly Revised FCFF 2007 Outing Schedule

Outings VP Woody Huband has worked diligently to bring this together. Give him an 'attaboy' when you get a chance.

We will try something a bit different this year. As usual, we'll have an announced outing each month, but we will offer an alternate outing for those who can't attend the regular outing. This will, in some cases, be boat specific or kayak specific. This schedule should enable everyone to have more time on the water with their FCFF fishing buddies.

March 10	Samson Lake-Bedding Bass (3/10/07)
March 24	Mosquito Lagoon-Riverbreeze Park 3/24/07
April 14	John Cave Day - M & M Dairy ((4/14/2007)
April TBA	Phosphate Pit Bass-White Springs (TBD)
May 19	St Johns River bass & bream @ Lott's house (5/19/2007)
May TBA	Roanoke River NC stripers with Bud Larsen
June 2	Rodman Reservoir bass (6/02/07)
June 23-24	Stuart tarpon and snook (6/23-24/07
July 07	Devil's Elbow 206 Bridge Area Reds/Trout (7/07/07 lucky day)
	Lunch at South Beach Grill (Beachfront A/A at HWY 206)
August 25 & 26	Nassau Sound/Bird Island reds in surf (8/25/07 & 8/26/07)
September 29	Cedar Point reds in the grass (9/29/07)
October 27	Palm Valley reds in the grass (10/27/07)
November TBA	Cumberland Island trout at McCulley's TBD
December 8	Mill Cove flounder (12/08/07)
January 2008 TBA	North Florida striper fishing (site TBD)
January 2008 TBA	Phosphate pit bass

FCFF Roanoke River, NC Striper Trip Early May.

by **Bud Larsen**

Come join our small, but dedicated, group of striper lovers: Lee Hinrichs, Ted Mayhew, Chan Richey, Donn McKinnon, and Bud Larsen. We will fish for the stripers that ascend the Roanoke River 135 miles to assemble by the thousands at Roanoke Rapids and Weldon, NC, for their annual spawning ritual. We fish surface flies early and late and drag the bottom with sinking shooting heads in between, with time for an afternoon nap.



The exact dates will be determined later by the water temperature and release volume to coincide with the peak of the season. The law stipulates catch and release after May 1st. This restriction reduces the fishing congestion by at least 50%.

When conditions are right it's fast and furious action with 100 fish a day for two fly fishers an achievable outcome. We typically drift a four hundred yard section, then motor to the beginning and repeat the drift. Small boats and canoes with motors do well, but this run to the beginning, plus coping with the wake from bigger boats, could become tedious in a kayak.

More details will be provided in a handout at the March and April meetings. Call any of the "regulars" listed above for more first hand information.

Officers and Directors of First Coast Fly Fishers

PRESIDENT

Jason Sheasley
pgflyfisher@gmail.com

VP PROGRAMS

Rich Santos
Rslov2fish@aol.com
(904) 635-0946

VP OUTINGS

Woody Huband
Whuband@yahoo.net

TREASURER

Lew Holliday
lewcarol@bellsouth.net

SECRETARY

Rob Bernardo
kiribas@aol.com

LIBRARIAN

Bob White
rgwhite@lycos.com

EDUCATION

Jim McCully
exxray2002@yahoo.com

MEMBERSHIP

Greg McCarthy
gmccarthy19@comcast.net;

AT LARGE

Bob Connery
bgelconnery@comcast.net
Dennis Dahlquist
dennis.dahlquist@pleasantsflorida.com

BANQUET

Dr. Larry Holder
leholder@earthlink.net

NEWSLETTER

David Lambert
dlambert@onwatermedia.com

Top Kayaker Advises Slow Down, Use Eyes

by Robert Benardo

Some of the nonkayakers in the club have wondered how we kayakers catch so many fish. Kayakers can't see into the water as well as boaters, they can't cover anywhere near the ground the boaters can cover and they have to cast sitting down.

So what's the deal? When it comes to kayakers catching fish — it's not the arrow it's the Indian. All the kayak-fish sighting and catching techniques should be used by boating anglers.

I don't claim to be an expert, but as one of the many kayak fisherman in the club, I do have a few suggestions that might help all fly fishers catch more fish.

First of all: Slow down! This is especially true of you guys in those high powered boats. I watch you fly by fish time after time. You either run by them or over them.

Fishing from a kayak has shown me the importance of moving slowly and methodically. Slow down and watch the water for movement, for bait, for likely ambush points and remember where those points are and what they look like. Look at the banks for birds watching the water and listen for the sound of fish crashing bait.

If you can't see any signs of fish and you think there should be some around move slowly and quietly into those areas and make some casts. Watch what's going on around you as you retrieve your fly. Don't keep casting to the same area. Lay in a grid pattern and cover some water. You don't have to move the boat, just your cast.

Still no luck? Slowly move your boat to the next likely spot and try again. When the fish are schooled up as they are in the winter months your only chance is to get a cast to them before they sense something is wrong. If you move slowly and concentrate you will see them. Don't try to convince yourself that you can't see the fish. Get a good pair of polarized sunglasses and really give it a try.

Once you spend some time looking I mean really looking not motoring around surveying the area, you will see them. Most likely they will be moving slowly with the tide or holding in an area they feel comfortable. They tend to favor these areas and don't venture far from them, so if you find a school, remember where you did and next time approach with caution and watch the water — not so much for movement, but for the fish themselves. Watch for the tips of their tails just breaking the surface, for a golden flash, for the shadows their bodies cast on the bottom, or anything that gives the school's location away. If the fish get up and move all at once, they most likely



saw you and will not take a fly. Remember where these fish were for your next trip, but don't waste too much time trying to get them to eat; they probably won't.

A second variable is the tides. I think both kayak and boat fishermen have a good handle on how and when to fish tides. Kayak fishing has taught this about tides and the creeks I fish: I need to get into these areas on all phases of the tides. I learned how these creeks reveal themselves on a dropping tide or conceal themselves on the incoming tides.

It is especially important to go into these areas on extremely low tides and see where and how the channels run through the dry mud flats. Those channels are roadways for fish entering the flats on the incoming tide. I also like to see which creeks go completely dry and which ones hold water. Kayak fisherman can't just motor off to the next area so we learn to fish the areas we fish thoroughly. A fisherman in a boat would be well advised to do the same.

As for flies and tackle: I don't think anyone believes a kayaker has an edge in this category. In the winter I use something small, size 6, and something that swims just off the bottom, in the water column, when I retrieve it slowly. For instance, when the water is cold and clear I use Rabbit Fur and Tinsel instead of bucktail and Krystal flash. I have seen fish caught right next to me with a larger fly than I would use, but keep in mind it's important that your fly lands quietly and moves when it's not in motion. If you choose a fly with these characteristics I am confident you will raise your hook up to cast ratio considerable.

All of this said I think the biggest advantage I've gained as a kayak fisherman is all I have learned fishing from my kayak. My time on the water has shown me that redfish can be in the most unlikely places and do the most unlikely things.

Redfish are very aggressive feeders if you don't spook them — one well-placed cast is so much better than 1000 bad ones. Position yourself in front of a fish before you cast makes; it makes all the difference.

Other variables to seeing and catching fish from a kayak are direction and strength of the wind, the water current, the position of the sun, birds, water depth and temperature, tides, structure, boat traffic, time of day, day of week, who I'm fishing with — the list goes on.

Finally, I have paddled endless miles in search of fish, but I never feel I have wasted my time if I've learned something new. Keep your eyes open and you might learn something new, too.

Fly Fishing Is 1807 Years Old Today (Plus or Minus)

If there is any truth to the reports about the origins of fly fishing, 2007 will mark the 1,807th year of the sport. Apparently, somewhere in what is now northern Greece an enterprising fisherman noticed that fish would rise to the surface to gulp down a newly emerged fly. This man probably caught one of the flies and tied it on to a primitive hook. No such luck; the fly would wilt and fall off the hook.

The ancient fisherman then fastened a piece of red wool around a hook, attached a couple of feathers and found success in attracting what were most likely trout. Thus the sport of fly fishing was borne in frustration and the natural human quest

for a better way. Why he selected red wool when the natural flies were dark brown will never be known. The length of the rod, the makeup of the line and the reel, if there was one, are lost to history. But the almost 2,000 year development of fly fishing was born.

It is probable that fly fishing migrated from Greece to Italy and then north to Germany and Britain. Records from medieval times in Germany mention catching trout on feathered hooks. Few details are known about the rods, reels and lines used in the sport. But it is known that rods were made from ash and hickory with bamboo eventually coming into use.

The real emergence of fly fishing owes much to the interest in Britain beginning around 1800. Bamboo rods in the lengths of 12 to 16 feet were commonly used. Then brass ferules were introduced that permitted long rods to be made in sections and more easily carried. Reels in this period resemble today's bait casting reels. They were positioned at the butt end and on top of the rod. Narrow and below-the-rod reels produced in America ultimately replaced the British designs.

Lines presented the largest challenge. Made from a mix of horsehair and silk, they readily absorbed water and sank and wore out quickly. Casting into the wind proved impossible. The partial solution was the braided silk line. It enabled longer casts (18 to 23 yards with a 16 foot rod) and durability. Silkworm gut came into use for leaders and hooks and fly patterns were vastly improved.

Rapid industrialization and development of new materials as the world entered the first half of the 20th



A Flyfishing Woodcut

century gave rise to improvements in virtually every aspect of fly fishing. Availability of affordable equipment and transportation opened the sport to fishermen below the gentry set. A few of the developments were: •Cork Handles • Standard reel seats • Fast-winding, single-action reels • Floating lines (at least for a few minutes) • Shorter rods • Ultra-light split cane rods • Better gut for leaders

But nothing in the development of fly fishing had occurred in any prior period that compares with the improvements since 1950. A few of the really big steps include:

- Fiber glass rods, following closely by
- Graphite fiber rods (how did we do without them?)
- Nylon lines followed by hollow PVC lines with nylon cores
- Monofilament leader material of all sizes and types
- Light, strong, large diameter and narrow drum reels with variable drag (reliable and sealed)

These lists do not do justice to the unending array of improvements to equipment and flies over the centuries.

In addition to equipment, one of the major developments in the sport in the last 40 years has been the growth of salt water fly fishing. I say growth, because fishing for salt water species harkens back for centuries. Salmon fishing is mentioned in very early writings about fly fishing.





And no doubt a key factor in the emergence of fly fishing was the formation of fly fishing clubs. Many were established in Britain in the 1800's and now they flourish all over the world. Indeed, Backcountry Fly Fishers is part of a very long tradition, and we owe plenty to the many who loved the sport and helped develop the excellent equipment and flies we use today.

For comprehensive information on the history of fly fishing go to:

- www.flyfishinghistory.com
- http://en.wikipedia.org/wiki/Fly_fishing


(From the Backcountry Fly Fishers Naples E-Breeze newsletter)

FCFF Photo Page



Photos By Dave Kudley





Spring Comes To N GA

Don Reed and Rick Palazzini treked last week to Unicoi Outfitters in near Helen GA. Reports are they caught nearly 48 fish trout above 2.5 pounds



Support The Guides & Shops Who Support First Coast Fly Fishers

Capt David Borries

captdavidborries@comcast.net
904/708-8915

Capt John Bottko

feather2@ix.netcom.com
904/645-8998

Capt Tony Bozzella

bozzella@aol.com
904/651-0182

Capt Vaughn Cochran

blackflyjax@bellsouth.net
904/997-2220

Master Casting Instructor

David Lambert

dlambert@onwatermedia.com
241-4163

Capt. Brian McGowan

Strike Zone Fishing
904/641-2433

Capt. Larry Miniard

captlmin@bellsouth.net
904/285-7003

Capt Doug Moore

mmdairy@aol.com
757-3323; 545-0602 Cell

Tying Instr. Don Reed

donreed@saltwaterflytyers.com
904/535-6929

Stockton Safaris Inc

Capt Jimmy Stockton
904/316-2143

Avid Angler

2101 N Ponce de Leon Ave
St. Augustine, FL 32084
904-824-8322

Black Fly Outfitters

11 A VILES ST. ST. AUGUSTINE
904.829.6481

Salty Feather

ST JOHNS BLUFF RD, JACKSONVILLE,
FL 904-645-8998

WWW.SALTYFEATHER.COM

Strike Zone Fishing

11702 BEACH BLVD. JACKSONVILLE
904-641-2433

WWW.STRIKE-ZONEFISHING.COM

This newsletter is a copyrighted monthly publication of the First Coast Fly Fishers. All rights reserved. To submit articles, photos, or request republishing rights. Contact David Lambert, editor; dlambert@onwatermedia.com, or call 904-241-4163.